


Book reviews

Textbook of Endodontology

G Bergenholtz, P Hørsted-Bindslev & C Reit

Blackwell Munksgaard 2003

ISBN 8716121856 Hardback: £72.50



This hardback book consists of 20 chapters divided into five parts. Each chapter contains well labelled, high quality, colour diagrams to support the text. There are also a number of clinical and photo-micrographs throughout the book to aid understanding. Within every chapter there are various summary tables containing the 'core concepts' of the subjects covered. This is an effective method of presenting information in a format which allows the reader to quickly identify the key points of a particular topic. Along with the 'core concept' tables of information there are also colour coded 'advanced concept' and 'key literature' text boxes throughout. Again, this presents useful and relevant information in summary format which is easily accessible to aid the reader

in linking theoretical concepts with potential clinical situations.

Part 1, 'Foundations of endodontology', provides a sound basis, with good supporting references, to the subject of endodontology. Leading on from this are a number of more clinical parts to the book. Part 2 deals with 'The vital pulp' including excellent chapters on pain management and on treatment modalities for preserving the vitality of the pulp-dentine complex. The chapter on 'Endodontics in primary teeth' is well written and again contains a number of case studies and numerous supporting references. Part 3 'The necrotic pulp' emphasises the significance of infection and periodontal inflammation on treatment and outcome. Part 4 'The root filled tooth' includes a chapter (quite correctly) on reconstruction of the root filled tooth as well as discussions of modes of failure and decision making pathways for when disease continues or (re)emerges. The final section covers 'Clinical methodologies', an area that can lead to textbooks becoming outdated very quickly. Few such worries here, however, as we are presented with a blend of both generic and specific information sufficient for even the novice reader to negotiate the protocols and regimens of our technology-rich specialty.

In summary this is a well written, well thought out book which provides a comprehensive overview of endodontics for both dental students and dental practitioners. We particularly liked the use of textboxes as above and the inclusion of numerous case studies throughout the

book. This work could probably become the definitive undergraduate textbook if only it was available in paperback.

Nicola Evans & Jeremy Hayes


Endodontics Volume I (First Edition)

Arnaldo Castellucci

Il Trident 2004.

ISBN 88-89411-00-7

Hardback: €150. (CD Rom included)



This hardback book is the first volume in a series of three. The series is an updated version of *Endodontics – First Edition*, written by Arnaldo Castellucci and published in Italian 11 years ago. While the original publishing had only a single author this new series benefits from numerous Italian and North American contributors.

The author has created this updated and revised series because of the vast amount of new technology, instruments and materials which have been developed since his original publication. Volume I is aimed at both students and clinicians. It consists of 12 chapters and is fully illustrated in colour throughout.

Each chapter follows a logical sequence designed to gradually build up the reader's understanding. The first three chapters deal more than adequately with background information i.e. history of endodontics, embryology and scope of endodontic therapy.

Chapter 5 provides a comprehensive overview of endodontic radiography with good, clear diagrams. However, despite sections within the chapter detailing the use of rectangular collimation and beam aiming devices, many pictures are included without the presence of either.

The chapter on the use of anaesthesia in endodontics is well written and is particularly useful for the dental undergraduate i.e. text is supported with high quality explanatory pictures/diagrams.

Also included is a chapter on tooth isolation/rubber dam, with simple step-by-step instructions on how to achieve suitable isolation. Again high quality photographs accompany the text but unfortunately no patient eye protection is visible within them.


In summary this is a good book providing a sound basis in endodontics for students whilst also supplying useful, up-to-date information for clinicians e.g. role of digital radiography in endodontics, diagnosis of cracked tooth syndrome, the importance of good access cavity preparation.

However, because of the detail covered within the book it is easy to see why this is only the first in a series. As such, many may only use the series as a reference as often it is preferred to purchase a book which covers the complete subject area but in a more summarised format. This may have been anticipated by the author as a CD-ROM included within the book highlights the key features of the volume.

Nicola Evans

Endodontics (Third Edition)

C Stock, R Walker & K Gulabivala, Elsevier Mosby, 2004, ISBN 0723432031, Hardback: £120.00/€180



This hardback book has 324 pages, 18 chapters and is produced in colour. Each chapter is generously illustrated with clearly labelled coloured photographs and diagrams.

The previous edition of this book was published in 1995. The principles of endodontic therapy have not changed greatly since the beginning

of the 20th century. However, research findings and collective clinical experiences have led to a re-evaluation of treatment concepts. This together with the advent of a large variety of new equipment and materials has meant the authors have felt the need to rewrite and update most of this third edition.

This book is aimed at both the undergraduate student and general dental practitioner thus chapters 1 & 2 are designed to provide a basic knowledge outlining a biological basis for endodontics. Following on from this the next 16 chapters continue in a logical fashion with a similar structure. Each starts with an introduction detailing the aim(s) of the particular chapter. The reader is also provided with a number of relevant references at the end of each section if further reading is required.

Most of the chapters follow the outline of the previous second edition but provide a much more comprehensive inclusion of the materials and equipment used today e.g. with ... rotary instruments.

Chapter 5 outlines the scope of endodontic treatment options nicely providing a number of clinical scenarios which are absent from the previous edition. The subject areas covered within the 'Surgical endodontics' chapter provide a comprehensive text for readers. There is also an excellent final chapter about reducing the risk of legal action in endodontics with a number of case studies.

In conclusion this is a good book and one of its big advantages over similar literature is its use of reader friendly language as well as a very 'hands on' approach to the subject.

Nicola Evans

This document is a scanned copy of a printed document. No warranty is given about the accuracy of the copy. Users should refer to the original published version of the material.