



**I.T.S DENTAL COLLEGE, HOSPITAL AND RESEARCH CENTRE**

**47, Knowledge Park – III, Greater Noida**

**BDS 4<sup>th</sup> Year (2015 - Regular Batch)**

**First Terminal Examination – Date: ( 8<sup>th</sup> April 2019 - Monday )**

**Department Of Conservative Dentistry and Endodontics**

- Attempt all Questions
- Use Separate sheet for Part A and Part B
- Draw neat well labeled diagrams wherever required

**Part – A**

**(35 marks)**


1. What is Non Carious Destruction Of the Tooth Structure? Discuss in Detail the Types, Etiology, Clinical Features and Treatment for the same. **(2 + 8 = 10 marks)**
2. Define Matricing and Wedging. Discuss in Detail the Types of Wedges and the Different types of Wedging Techniques used in Operative Dentistry. **(2 + 3 + 5 = 10 marks)**
3. Short notes: **(5 + 5 + 5 = 15 marks)**
  - (a) Differentiate between Infected and Affected Dentin
  - (b) Black's Instrument Formula
  - (c) Setting Reaction Of GIC

**Part – B**

**(35 marks)**

1. What are Pulp Vitality Tests? Write a detailed note on EPT. Discuss in Detail Recent Advances in Diagnostic Aids in Endodontics. **(1 + 4 + 5 = 10 marks)**
2. Enumerate the Techniques of Bio Mechanical Preparation. Discuss the Step Back Technique in Detail with emphasis on the Working Width. **(4 + 6 = 10 marks)**
3. Short Notes: **(5 + 5 + 5 = 15 marks)**
  - (a) Differentiate Between Reversible and Irreversible Pulpitis
  - (b) Standardization Of Endodontic Hand Instruments
  - (c) Access Cavity Preparation of Mandibular 1<sup>st</sup> Molar





I.T.S. DENTAL COLLEGE, HOSPITAL AND RESEARCH CENTRE

47, Knowledge Park – III, Greater Noida

BDS 4<sup>th</sup> Year (2015 –Regular Batch)

SECOND TERMINAL EXAMINATION - DATE: 22<sup>ND</sup> JULY 2019 – MONDAY

Department of conservative Dentistry and Endodontics

- Attempt all Questions
- Use Separate sheet for Part A and Part B
- Draw neat well labelled diagrams wherever required

PART –A


(35 marks)


1. Write down the indication & contraindications of Direct filling gold. Describe the procedure for gold foil restoration. (2 + 8 = 10 marks)
2. Enumerate tooth coloured restorative materials. Describe the procedure for restoring a class IV cavity with composites? (2 + 8 = 10 marks)
3. Short notes: (5 + 5 + 5 = 15 marks)
  - (a) Self Etch Vs Total Etch Adhesives
  - (b) Types of pins
  - (c) Veneers

PART- B

(35 marks)

1. What is working length? Enumerate various methods of working length determination. Discuss Radiographic method in detail. (2 + 2 + 6 = 10 marks)
2. What is Obturation? Enumerate various methods of obturation. Write in detail about thermoplastized techniques of obturation? (2 + 2 + 6 = 10 marks)
3. Short notes: (5 + 5 + 5 = 15 marks)
  - (a) Intracanal medicaments
  - (b) Ni Ti Files
  - (c) Microbial Identification Methods





I.T.S DENTAL COLLEGE, HOSPITAL AND RESEARCH CENTRE

47, Knowledge Park – III, Greater Noida

BDS 4<sup>th</sup> Year (2015 –ODD Batch)

FIRST TERMINAL EXAMINATION - SEPTEMBER 2019

Department of Conservative Dentistry and Endodontics

Date: 24/9/19

- Attempt all Questions
- Use Separate sheet for Part A and Part B
- Draw neat well labelled diagrams wherever required

**PART -A**

(35 marks)

1. Define Matricing and Wedging. Discuss in detail the Types of Wedges & the Different types of Wedging Techniques. (2 + 3 +5 = 10 marks)

2. Define Composite Resin. Write Indications and Contraindications for Composite restorations. Describe the procedure for restoring a class III cavity with composites? (2 + 3 + 5=10 marks)

3. Short notes: (5 + 5 + 5 =15 marks)

- (a) Dentin Bonding
- (b) Abrasion Vs Abfraction
- (c) Blacks Instrument Formula

**PART- B**

(35 marks)

1. What is working length? Enumerate various methods of working length determination. Discuss Radiographic method in detail. (2 + 2 + 6 = 10 marks)

2. What is Microsurgery? Enumerate different Types of Flap design in Endodontic surgery. Discuss in detail the Indications and Contraindications for the same. (2 + 3 + 3 + 2 = 10 marks)

3. Short notes: (5 + 5 + 5 =15 marks)

- (a) Endodontic-periodontic interrelationship
- (b) Avulsion
- (c) Acute Alveolar Abscess Vs Chronic Alveolar Abscess

