

ITS DENTAL COLLEGE, HOSPITAL & RESEARCH CENTRE
DEPARTMENT OF PEDODONTICS & PREVENTIVE DENTISTRY

Final year Odd batch 2012 (Sent up examination)

Feb, 2017

MM – 70


Time – 3 hours

Attempt all Questions

Draw neat & labelled Diagrams where necessary

PART A

- Q1. Describe clinical features and management of tongue thrusting habit. (10)
- Q2. Define Early Childhood Caries. Describe the etiology, clinical features and management of ECC. (10)
- Q3. Short Notes –
- a) Knutson's technique
 - b) Mouthguards
 - c) Stainless steel crowns



PART B

- Q4. Classify Trauma to anterior teeth. Describe the management of an avulsed maxillary permanent central incisor. (10)
- Q5. Define Behaviour management. Discuss the various non-pharmacological behavior management techniques for children. (10)
- Q6. Short Notes –
- a) Indications of Lingual holding arch (space maintainer)
 - b) Obturating materials used in primary teeth
 - c) Down's syndrome
- (5X3=15)

ITS DENTAL COLLEGE, HOSPITAL & RESEARCH CENTRE
DEPARTMENT OF PEDODONTICS & PREVENTIVE DENTISTRY

Final year Regular batch 2013 (First Internal Assessment)

Apr. 2017

MM – 70


Time – 3 hours

Attempt all Questions

Draw neat & labelled Diagrams where necessary


PART A

- Q1. Describe in detail the development of occlusion from birth to mixed dentition period. (10)
- Q2. Discuss Jean Piaget's cognitive theory in detail citing relevant examples. (10)
- Q3. Short Notes –
- a) Importance of age in history recording
 - b) Ugly Duckling stage
 - c) Bruxism



PART B

- Q4. Define Habit. Discuss the digit sucking habit in detail elaborating the etiology, clinical features and management. (10)
- Q5. Discuss step-by-step management of a fearful patient in dental clinical setup. (10)
- Q6. Short Notes –
- a) Aversive conditioning
 - b) Psychic triad
 - c) Frankel behavior rating scale
- (5X3=15)



ITS DENTAL COLLEGE, HOSPITAL & RESEARCH CENTRE
DEPARTMENT OF PEDODONTICS & PREVENTIVE DENTISTRY

BDS Final year regular batch 2013 (Sent-up Exam)

OCT. 2017

MM – 70

Time – 3 hours

Attempt all Questions

Draw neat & labelled Diagrams where necessary

PART A

Q1. Define behavior. Discuss and compare cognitive theory and Psychosexual theory. (10)

Q2. Define space maintainer. What are the ideal requirements of space maintainer. Discuss in detail management of a 5-year-old child requiring extraction of lower second primary molar. (10)

Q3. Short Notes –

- a) Ugly Duckling stage
- b) APF
- c) Features of normal healthy gingiva in children (5X3=15)

PART B

Q4. Define and classify anterior tooth trauma. Discuss the management of an 8 year boy with Ellis class III fracture in relation to upper incisor reporting to the clinic immediately after trauma. (10)

Q5. Define and classify medically compromised child. Discuss in detail the management of Hemophilic child in dental clinic. (10)

Q6. Short Notes –

- a) Management of thumb sucking
- b) Difference between preparation of class II cavity in primary and permanent teeth
- c) Defluoridation (5X3=15)