

Date: 5/4/09

**ITS DENTAL COLLEGE, HOSPITAL & RESEARCH CENTRE**  
**DEPARTMENT OF PEDODONTICS & PREVENTIVE DENTISTRY**

**BDS Final year 2014 batch (Odd Batch)**

**SENT UP EXAMINATION**

**MM – 70**

**Time – 3 hours**

**Attempt all Questions**

**Draw neat & labeled Diagrams where necessary**

**PART A**

Q1. Define Behavior Management. Discuss in detail various techniques of Non-Pharmacological behavior management. (10)

Q2. Classify anterior tooth trauma. Write in detail, management of an 8 years old child with class III fracture in relation to Maxillary right central incisor. (10)

Q3. Write short notes on –

- a) Self correcting anomalies in mixed dentition
- b) Choking off phenomenon
- c) Pedodontic triangle

(5X3=15)

**PART B**


Q4. Define & classify oral habits. Discuss in detail the Clinical features, diagnosis & management of Thumb sucking habit. (10)


Q5. Define Preventive Orthodontics. Discuss in detail various space maintainers used in pediatric patients. (10)

Q6. Short Notes –

- a) Dental management of patient with Down's syndrome
- b) Ideal requisites for an obturating material for primary teeth
- c) Diet counselling

(5X3=15)





Date. 5/4/19

**ITS DENTAL COLLEGE, HOSPITAL & RESEARCH CENTRE**  
**DEPARTMENT OF PEDODONTICS & PREVENTIVE DENTISTRY**  
**BDS Final year regular batch 2015 (First Internal Assessment)**

**MM – 70**

**Time – 3 hours**

**Attempt all Questions**

**Draw neat & labelled Diagrams where necessary**

**PART A**

Q1. Define Child Psychology. Discuss the Psychosexual theory in detail along with relevant examples. (10)

Q2. Define Behavior management. Discuss the various non-pharmacological behavior management techniques for children. (10)

Q3. Short Notes –

- a) Knutson's technique .
- b) Fear
- c) Leeway space of Nance

(5X3=15)

**PART B**


Q4. Describe clinical features and management of tongue thrusting habit. (10)

Q5. Define early childhood caries. Describe the etiology, clinical features and management of ECC. (10)

Q6. Short Notes –

- a) Morphological differences between primary and permanent teeth
- b) Self correcting anomalies in mixed dentition
- c) Defluoridation

(5X3=15)





**ITS DENTAL COLLEGE, HOSPITAL & RESEARCH CENTRE**  
**DEPARTMENT OF PEDODONTICS & PREVENTIVE DENTISTRY**

**BDS Final year regular batch 2015 (Second Internal Assessment)**

Date: 19.07.2019

**MM – 70**

**Time – 3 hours**

**Attempt all Questions**

**Draw neat & labelled Diagrams where necessary**

**PART A**

Q1. Classify trauma to anterior teeth. Discuss the management of an avulsed maxillary central incisor with an open apex. (10)

Q2. Discuss in detail the postnatal development of mandible. (10)

Q3. Write differences between –

- a) Apexification and Apexogenesis
- b) Infected and Affected dentin
- c) Reamer and File

(5X3=15)

**PART B**

Q4. Discuss the various semi-permanent restorations used in children. (10)

Q5. Define behavior management. Discuss in detail the indications, contraindications, equipment and procedure of N<sub>2</sub>O – O<sub>2</sub> sedation. (10)

Q6. Short Notes –

- a) Diet Diary
- b) Eruption cyst
- c) Keyes's Triad

(5X3=15)

