

**ITS DENTAL COLLEGE, HOSPITAL & RESEARCH CENTRE**  
**DEPARTMENT OF PEDODONTICS & PREVENTIVE DENTISTRY**

**PG Batch 2014 (Sent up examination)**

**(April 2017)**

**MM – 75**

**Time – 3 hours**

**Attempt all Questions**

**Draw neat & labelled Diagrams where necessary**

**PAPER I**

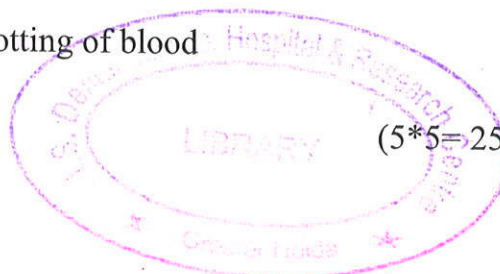
Q 1 Write in detail the various methods to know the age in a growing child.  
(25marks)

Q 2 Describe TMJ and the muscles involved in the movement of the mandible  
(25 marks)

Q 3 Write short notes on :--

- a) Blood supply and lymphatic drainage of tongue
- b) Passive immunity
- c) Role of water soluble vitamins in dental health
- d) Factors responsible for clotting of blood
- e) Plaque microflora

(5\*5=25 marks)



**ITS DENTAL COLLEGE, HOSPITAL & RESEARCH CENTRE**  
**DEPARTMENT OF PEDODONTICS & PREVENTIVE DENTISTRY**  
**PG Batch 2014 (Sent up examination)**

**MM – 75**

**Time – 3 hours**

**Attempt all Questions**

**Draw neat & labelled Diagrams where necessary**

**PAPER II**

- Q1. State the various Hematological disorders. Discuss the detailed management of a 6-year-old child patient suffering from hemophilia, who needs extraction of teeth. (25M)
- Q2. Discuss the recent advances in Local anesthetic agents and techniques in detail. (25M)

Q3. Write short notes: -

- a) Molar Incisor Hypomineralization
- b) Biological Restorations
- c) Smart Materials
- d) Step wise excavation in primary teeth
- e) Mechanism of action of myofunctional appliances

(5\*5=25M)



**ITS DENTAL COLLEGE, HOSPITAL & RESEARCH CENTRE**  
**DEPARTMENT OF PEDODONTICS & PREVENTIVE DENTISTRY**

**PG Batch 2014 (Sent up examination)**

**(April 2017)**

**MM – 75**

**Time – 3 hours**

**Attempt all Questions**

**Draw neat & labelled Diagrams where necessary**

**PAPER III**

- Q 1. Discuss in detail the principles of minimally invasive dentistry and the application of MID in pediatric dentistry. (25 marks)
- Q 2. Compare and contrast various theories of child psychology with appropriate applications in behavior management of children in a dental set up. (25 marks)
- Q 3. Write short notes on:---
- a) “Sugar is the new Tobacco” Justify
  - b) Nasoalveolar moulding
  - c) Dental care for infants, children and adolescents
  - d) Epidemiology of dental caries in India
  - e) Child dental neglect and its reporting
- (5\*5=25 marks)



**ITS DENTAL COLLEGE, HOSPITAL & RESEARCH CENTRE**

**DEPARTMENT OF PEDODONTICS & PREVENTIVE DENTISTRY**

**PG Batch 2014 (Sent up examination)**

**MM – 75**

**Time – 3 hours**

**Attempt all Questions**

**Draw neat & labelled Diagrams where necessary**

**PAPER IV**

**Q1. Write essay on:-**

**Dental Trauma in children**

**Or**

**Recent Advances in Pediatric Dentistry**



**ITS DENTAL COLLEGE, HOSPITAL & RESEARCH CENTRE**  
**DEPARTMENT OF PEDODONTICS & PREVENTIVE DENTISTRY**  
**PG Batch 2015-2018 (2<sup>nd</sup> Internal Assessment)**

MM – 75

Time – 3 hours

Attempt all Questions

Draw neat & labelled Diagrams where necessary

**PAPER II**

- Q1. Define and describe deleterious oral habits. Discuss the management of thumb sucking habit and its effects on craniofacial skeleton and musculature. Cite literature details.  
(25M)
- Q2. Discuss the various recommendations for using regenerative endodontic procedures in permanent immature non-vital teeth.  
(25M)
- Q3. Write short notes: -
- a) Formocresol Controversies
  - b) Cognitive theory: Clinical Applications
  - c) Space regainers
  - d) Recent methods of early diagnosis of dental caries
  - e) Autism spectrum disorder

(5\*5=25M)





**ITS DENTAL COLLEGE, HOSPITAL & RESEARCH CENTRE**  
**DEPARTMENT OF PEDODONTICS & PREVENTIVE DENTISTRY**  
**PG Batch 2015-2018 (1<sup>st</sup> Internal Assessment)**

MM – 75

Time – 3 hours

Attempt all Questions

Draw neat & labelled Diagrams where necessary

**PAPER III**

- Q1. Discuss the epidemiology of dental caries in India along with supportive studies. (25M)
- Q2. Discuss in detail Minimally invasive dentistry. (25M)

Q3. Write short notes: -

- a) School dental health programme
- b) Anticipatory guidance
- c) Mechanism of myofunctional appliances
- d) Fluoride toxicity
- e) Diet counselling

(5\*5=25M)



**ITS DENTAL COLLEGE, HOSPITAL & RESEARCH CENTRE**  
**DEPARTMENT OF PEDODONTICS & PREVENTIVE DENTISTRY**

**PG Batch 2015-2018 (2<sup>nd</sup> Internal Assessment)**

**MM – 75**

**Time – 3 hours**

**Attempt all Questions**

**Draw neat & labelled Diagrams where necessary**

**PAPER IV**

**Q1. Write essay on:-**

Enumerate the various pharmacological behavior management techniques. Discuss Nitrous Oxide Sedation in detail.

**Or**

Discuss about children with special health care needs



**ITS DENTAL COLLEGE, HOSPITAL & RESEARCH CENTRE**  
**DEPARTMENT OF PEDODONTICS & PREVENTIVE DENTISTRY**  
**PG Batch 2016-2019 (1<sup>st</sup> Internal Assessment)**

MM – 75

Time – 3 hours

Attempt all Questions

Draw neat & labelled Diagrams where necessary

**PAPER II**

Q1. Describe WHO classification of traumatic injuries. Discuss the management in detail of Ellis's class VI fracture. (25M)

Q2. Enumerate the recent advances in restorative materials and techniques in pediatric dentistry and its applications. (25M)

Q3. Write short notes: -

- a) Obturating materials in primary teeth
- b) Protective stabilization
- c) Masochistic habits
- d) Alternative approach of caries removal
- e) Dental Emergencies in pediatric dentistry

(5\*5=25M)





**ITS DENTAL COLLEGE, HOSPITAL & RESEARCH CENTRE**  
**DEPARTMENT OF PEDODONTICS & PREVENTIVE DENTISTRY**

**PG Batch 2016-2019 (1<sup>st</sup> Internal Assessment)**

**MM – 75**

**Time – 3 hours**

**Attempt all Questions**

**Draw neat & labelled Diagrams where necessary**

**PAPER IV**

**Q1. Write essay on:-**

**Discuss in detail pulp therapy in young permanent teeth**

**Or**

**Discuss about recent advances in diagnosis and techniques in pediatric dentistry**



MDS Send Up Exams


Deptt of Pediatric Dentistry ( Paper I)

**Basic Sciences**

Time: 3 hours Max Marks: 100

Attempt All Questions

- Q 1. Describe in detail the salivary defense mechanism and use of saliva as a diagnostic tool. (10 marks)
- Q 2. Discuss the antibiotics used in pediatric dentistry along with their dosage and side effects. (10 marks)
- Q 3. Elaborate on the cascade of blood coagulation. (10 marks)
- Q 4. Discuss the facial nerve in detail. (10 marks)
- Q 5. Discuss the various study designs used in research. (10 marks)
- Q 6. Role of genetics in cases of cleft lip and palate. (10 marks)
- Q 7. Discuss the oral manifestation of various viral diseases in children. (10 marks)
- Q 8. Discuss in detail the sterilization and disinfection of dental equipments and dental operatory. (10 marks)
- Q 9. Discuss the various developmental anomalies of teeth. (10 marks)
- Q 10. ANOVA (10 marks)



**MDS INTERNAL EXAMINATION II 2020 batch**  
**PEDODONTICS & PREVENTIVE DENTISTRY**  
**PAPER II**

**Clinical Pediatric Dentistry**

**Time: Three hours**

**Maximum Marks:100**

Q 1. Discuss the developing cognitive behavior in a child from birth to adolescence and its clinical application in the management of an uncooperative child.

(25 marks)

Q 2. Classify the pulpal diseases. How will you diagnose & manage each of them.

(25 marks)

**Write short notes on:--**

(5x10 = 50 marks)


Q 3) Self correcting anomalies in children

Q 4) Diet counseling

Q 5 ) Repair of root fracture

Q3) Mechanism of action of SDF

Q4) Types of scaffolds in regenerative endodontics



MDS Send Up Exams

Deptt of Pediatric Dentistry (Part II) Paper I

**Clinical Pedodontics**      Time: 3 hours    Max Marks: 100

Attempt All Questions

Q 1. Discuss in detail the management of cleft lip and palate      (25 marks)

Q 2. Discuss in detail the barriers to manage special children and how to overcome them  
(25 marks)

Write short essays:--      (10 x 5 = 50 marks)

- (i) Newer concepts of etiology of Molar Incisor Hypomineralization
- (ii) Drugs used for chair side sedation
- (iii) Self correcting anomalies in developing dentition
- (iv) Viral stomatitis in children
- (v) Mouth breathing habit

