


ATAL BIHARI VAJPAYEE MEDICAL UNIVERSITY, UTTAR PRADESH
MDS DEGREE EXAMINATION - SEPT 2024
ORAL MEDICINE AND RADIOLOGY
PART-II / PAPER - I
Oral and Maxillofacial Radiology
PAPER CODE - 2411105402

Time: 3 Hours

Max Marks: 100 Marks

General instructions:

- All questions are compulsory.
- Explain with diagrams where required.
- Please write the correct paper code.
- Be to the point.



LONG ANSWER QUESTIONS

2 x 25 = 50 MARKS

- 1 Outline the principles of Magnetic resonance imaging (MRI). Discuss the role of MRI in diagnosing maxillofacial pathologies.
- 2 Discuss the effects of radiations on oral tissues during the course of radiotherapy.

SHORT NOTE QUESTIONS

5 x 10 = 50 MARKS

- 3 Imaging of Maxillary sinus.
 - 4 Differential diagnosis of pericoronal radiolucencies affecting jaws
 - 5 Role of Nuclear imaging in dentistry
 - 6 Radiopaque bony anatomical landmarks seen on intraoral periapical radiographs of maxilla
 - 7 Infection control in Dental radiology
-

ATAL BIHARI VAJPAYEE MEDICAL UNIVERSITY, UTTAR PRADESH
MDS DEGREE EXAMINATION - SEPT 2024
ORAL MEDICINE AND RADIOLOGY
PART-II / PAPER - II

Oral Medicine, therapeutics and laboratory investigations


PAPER CODE - 2411105403

Time: 3 Hours

Max Marks: 100 Marks

General instructions:

- All questions are compulsory.
- Explain with diagrams where required.
- Please write the correct paper code.
- Be to the point.



LONG ANSWER QUESTIONS

2 x 25 = 50 MARKS

- 1 Define an Ulcer. Describe in detail about the clinical examination of ulcer(s). Add a note on the differential diagnosis of solitary ulcers seen in the oral cavity.
- 2 Discuss various causes of restricted mouth opening. Add a note of the etiology, clinical features, investigations, malignant potential and management of Oral submucous fibrosis.

SHORT NOTE QUESTIONS

5 x 10 = 50 MARKS

- 3 Orofacial granulomatosis
 - 4 Management of pain in patients with oral cancer.
 - 5 Chair side and laboratory investigations for salivary gland enlargements
 - 6 Oral manifestations of Hyperparathyroidism
 - 7 Burning mouth syndrome and its management
-


ATAL BIHARI VAJPAYEE MEDICAL UNIVERSITY, UTTAR PRADESH
MDS DEGREE EXAMINATION - SEPT 2024
ORAL MEDICINE AND RADIOLOGY
PART-II / PAPER - III
Descriptive and analyzing type question
PAPER CODE - 2411105404

Time: 3 Hours

Max Marks: 100 Marks

General instructions:

- Explain with diagrams where required.
- Please write the correct paper code.
- Be to the point.



Attempt any Two

2 x 50 = 100 MARKS

- 1 Viral infections of Orofacial region.
 - 2 Discuss the basic principles of radiographic interpretation in Dental radiology.
 - 3 Role of Chemotherapy in management of Oral Malignancies
-