

5347

M.D.S. Examination, June - 2019

(Main Batch 2016-19 & Supply - 2015 - 18)

ORTHODONTICS & DENTOFACIAL ORTHOPAEDICS

Paper - I


Applied Anatomy, Physiology, Pathology,
Genetics, Physical Anthropology & Dental
Material

(MDS-313)

Time : Three Hours] [Maximum Marks : 75

Note : Attempt all questions. Draw diagrams.

1. Describe in detail normal Calcium metabolism and the disorders related to it. 25
2. Describe the pre-natal development of face with a note on the genes involved and syndromes associated with abnormal Development. 25
3. Write short notes on: $5 \times 5 = 25$
 - (a) Tests of significance
 - (b) Self-etching primers
 - (c) Sterilization in the orthodontic office
 - (d) Methods of studying growth
 - (e) Nickel titanium arch wires-composition, types and properties



D

(Printed Pages 2)

(20619)

Roll No.

MDS III

5348

MDS Examination, June-2019

(Main Batch-2016-19 & Supply-2015-18)

Orthodontics & Dentofacial Orthodontics

Diagnosis and Treatment


(MDS-314)

Time : Three Hours]

[Maximum Marks : 75

Note : Attempt all questions.

1. Discuss in detail the common properties of all force system. 25
2. Discuss the Role of CBCT in Diagnosis of orthodontic Palatine. 25
3. Write short notes on .
 - (a) IOWA cephalometric standards 8
 - (b) Class III grow Predictions 8
 - (c) Dental crossible v/s skeletal crossbile. 9



D

(Printed Pages 2)

(20619)

Roll No.

MDS-III Year

5349

M.D.S. Examination, June - 2019
(Main Batch - 2016-19 & Supply - 2015-18)
Orthodontics & Dentofacial Orthopaedics

Paper - III

Clinical Orthodontics and Mechanotherapy

(Code No. 315)

Time : Three Hours]

[Maximum Marks : 75


Note : Attempt **all** questions. Draw diagrams wherever necessary.

1. Discuss in detail space closure mechanics in extraction cases. 25
2. Discuss in detail various methods of molar distalization outlining the indications, mechanics, advantages and disadvantages of each method. 25

P.T.O.

3. Write short notes on : 25

- (a) Factors affecting extraction decision in orthodontics
- (b) Current concepts of interceptive orthodontic procedures
- (c) White spot lesions in orthodontic treatment.
- (d) Advantages and disadvantages of the Begg technique.
- (e) Theories of bracket siting and placement in straight-wire technique.



D

(Printed Page 1)

(20619)

Roll No. .

MDS III Year

5350

M.D.S. Examination, June - 2019

(Main Batch-2016-19 & Supply-2015-18)

Orthodontics & Dentofacial Orthopaedics

Essay

(MDS-316)

Time : Three Hours]

[Maximum Marks : 75

Note : Attempt any **one** of the following :

1. Role of brackets and archwires in contemporary techniques.

OR

Role of Dento-facial Orthopaedics in Orthodontics.

