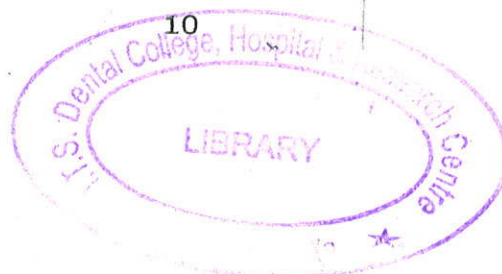

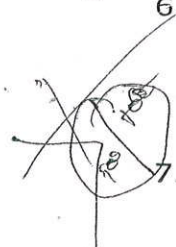


*dentaboot*  
*dentolo***NP-5351****MDS Examination, Nov. - 2020****Main Exam Ist Year 2019-20****(BATCH-2019-22)****Prosthodontics & Crown Bridge****Paper : I**


**Applied Basic Sci: Applied Anatomy  
Embryology growth and Development  
Genetics Immunology, Anthropology,  
Physiology, Nutrition and Bio-Chemistry,  
Pathology, Microbiology, Virology, Res.  
Methodology, Applied Dental Anatomy,  
Dental Materials.**

**(MDS-317)****Time : Three Hours ]****[Maximum Marks : 100****Note :** Attempt **all** questions.

1. Classify impression materials. Discuss in detail various elastomeric impression materials used in dentistry. 10
2. Describe composition and importance of Saliva. Write in detail about causes and management of Xerostomia. 10
3. Describe Biomechanics of Edentulous State in detail. 10
4. Enumerate various muscles present in periphery of Complete Dentures and discuss their influence on complete denture Prosthesis. 10
5. Describe in detail various medical emergencies encountered and their management in Dental Practice. 10
6. Discuss in detail Oral Manifestations of various systemic diseases and their management. 10
7. Describe Sterilization and Disinfection. Discuss Hospital Waste Management in detail. 10



8. Enumerate and discuss in detail various muscles of mastication. 10
9. Classify Antibiotics. Write in detail about various principles of Antibiotic therapy. 10
10. Write short notes on: 5×2
- (a) Wound healing and hemorrhagic control.
- (b) Physiology and management of RRR.



NP-5351/3