

I.T.S DENTAL COLLEGE, HOSPITAL & RESEARCH CENTRE
47, Knowledge Park-III, Greater Noida

Sent up Examination

BDS 4th year (Odd Batch)

Subject : Prosthodontics


M. M. : 70
Time : 3 hrs

Date : 01.04.2019

- All questions are compulsory
- Use separate sheet for Part A and Part B
- Draw a well labelled diagram wherever necessary

PART - A

- Q. 1 Classify articulators. Discuss the laws of articulators. [10]
- Q. 2 Discuss in detail about principles of designing RPD. [10]
- Q. 3 Write short notes on : [5X3=15]
- a. Gingival Finish Lines
 - b. Occlusal Rest
 - c. Vertical Jaw Relation



PART - B

- Q. 1 Name various theories of impression making. Discuss in detail Selective Pressure Impression techniques. [10]
- Q. 2 Discuss in detail steps of tooth reduction of an anterior full veneer metal ceramic preparation. [10]
- Q. 3 Write short notes on : [5X3=15]
- a. Posterior Palatal Seal
 - b. Kennedy's classification for RPD
 - c. Pontic

I.T.S Dental College, Hospital and Research Centre

47, Knowledge Park III, Greater Noida

1st INTERNAL ASSESSMENT EXAMINATION APRIL 2019

B.D.S FINAL YEAR (Regular)

DEPARTMENT OF PROSTHODONTICS

Date: 01.04.2019

-Draw diagrams wherever necessary

Maximum Marks- 70

-All questions to be attempted

PART A

Long Answer Questions:

Q.1) Classify Impression techniques for Complete Dentures ? Discuss the Selective Pressure impression technique in detail (10)


Q.2) Discuss the different types of complete denture occlusal schemes? (10)

Short Answer Questions:

(5 x 3 = 15)

Q.3) Write short notes on –

- (a) Anterior and Posterior Vibrating lines
- (b) Hanau's Quint
- (c) Sequel of wearing complete dentures



PART B

Long Answer Questions:

Q.1) Define Centric Relation? Discuss various methods of recording horizontal Jaw relation in a complete denture patient? (10)

Q.2) Define and Classify Immediate Dentures? Discuss the types, advantages and disadvantages of complete dentures? (10)

Short Answer Questions:


(5 x 3 = 15)

Q.3) Write short notes on –

- (a) Compensating curves
- (b) Facebow
- (c) Freeway space

Asmita
23

ITS DENTAL COLLEGE, HOSPITAL AND RESEARCH CENTRE
47, KNOWLEDGE PARK III, GREATER NOIDA



DEPARTMENT OF PROSTHODONTICS

FINAL YEAR (REGULAR BATCH)
2nd INTERNAL ASSESSMENT EXAMINATION

Date- 15.07.2019

PART A

[TOTAL - 35]

[10 x 2 = 20]

A. Long Answer Questions

- Q1. Define and classify Direct Retainers. Describe in detail about Cast Circumferential clasps?
- Q2. Define Surveying? Discuss the steps of surveying in removable partial dentures?

B. Short Answer Questions

[5 x 3 = 15]

- a) RPI vs RPA Concept in RPD
- b) Tripoding for RPD.
- c) Altered Cast Technique

PART B

[TOTAL - 35]

[10 x 2 = 20]

A. Long Answer Questions

- Q1. Define Functional Impression?. Describe various functional impression techniques for Removable Partial Dentures?
- Q2. Describe the principles of Clasp design? Discuss the functional requirements of a clasp in detail ?

B. Short Answer Questions

[5 x 3 = 15]

- a) Ney's v/s Jelenko Surveyor
- b) Blockout for Mastercast
- c) Indirect retention

ITS DENTAL COLLEGE, HOSPITAL AND RESEARCH CENTRE
47, KNOWLEDGE PARK III, GREATER NOIDA

DEPARTMENT OF PROSTHODONTICS

FINAL YEAR (ODD BATCH)

FINAL INTERNAL ASSESSMENT EXAMINATION

PART A

Date: 23/9/19

[TOTAL - 35]

[10 x 2 = 20]

A. LAQ


Q1. Define Balanced occlusion? Discuss the factors effecting balanced occlusion?

Q2. Classify Jaw Relation. Describe the methods used to record vertical jaw relations?

B. SAQ

- a) Dentogenic concept
- b) Posterior Palatal Seal
- c) Alveololingual sulcus

[5 x 3 = 15]



PART B

[TOTAL - 35]

LAQ

[10 x 2 = 20]

Q1. Define Retention? Discuss factors effecting retention in complete dentures?

Q2. Enumerate the objectives of Impression making. Describe in detail Selective Pressure Impression Technique.

D. SAQ

- a) Over Denture
- b) Lingualised occlusion
- c) Centric Jaw relation

[5 x 3 = 15]

ITS DENTAL COLLEGE, HOSPITAL AND RESEARCH CENTRE
47, KNOWLEDGE PARK III, GREATER NOIDA

DEPARTMENT OF PROSTHODONTICS

FINAL YEAR (ODD BATCH)

FINAL INTERNAL ASSESSMENT EXAMINATION

PART A

A. LAQ

[TOTAL – 35]

[10 x 2 = 20]

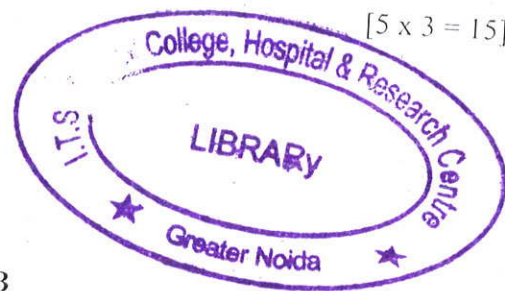
Q1. Define Balanced occlusion? Discuss the factors effecting balanced occlusion?

Q2. Classify Jaw Relation. Describe the methods used to record vertical jaw relations?

B. SAQ

- a) Dentogenic concept
- b) Posterior Palatal Seal
- c) Alveololingual sulcus

[5 x 3 = 15]



PART B

LAQ

[TOTAL – 35]

[10 x 2 = 20]

Q1. Define Retention? Discuss factors effecting retention in complete dentures?

Q2. Enumerate the objectives of Impression making. Describe in detail Selective Pressure Impression Technique.

D. SAQ

- a) Over Denture
- b) Lingualised occlusion
- c) Centric Jaw relation

[5 x 3 = 15]